


AB1: Ein Lifehackvideo analysieren




**Schreiben Sie zu jeder der 8 Szenen auf was dort passiert.
Nutzen Sie Stichwörter.**


Bsp. – *Nimmt Schwamm in die Hand*



A film strip frame divided into three rectangular sections. The first section on the left contains a small circle with the number '1'. The middle section contains a small circle with the number '2'. The third section on the right contains a small circle with the number '3'. The frame is surrounded by a black border with white sprocket holes.



A film strip frame divided into three rectangular sections. The first section on the left contains a small circle with the number '4'. The middle section contains a small circle with the number '5'. The third section on the right contains a small circle with the number '6'. The frame is surrounded by a black border with white sprocket holes.



A film strip frame divided into three rectangular sections. The first section on the left contains a small circle with the number '7'. The middle section contains a small circle with the number '8'. The third section on the right is empty. The frame is surrounded by a black border with white sprocket holes.